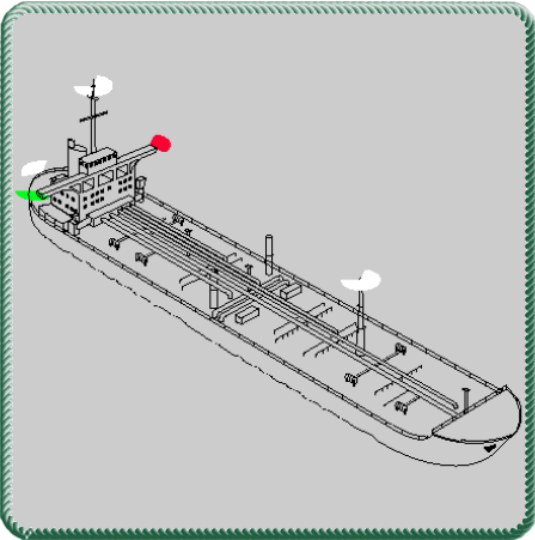


## NAVIGATION RULES

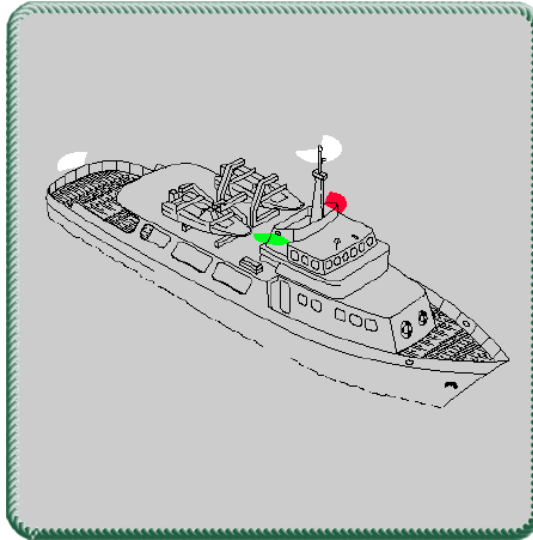
### LIGHTS AND SHAPES



The vessel's light configuration would indicate she is \_\_\_\_\_.

## NAVIGATION RULES

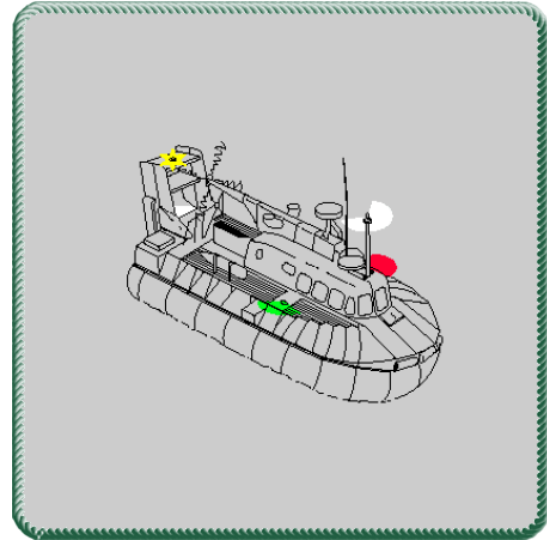
### LIGHTS AND SHAPES



The vessel's light configuration would indicate she is \_\_\_\_\_.

## NAVIGATION RULES

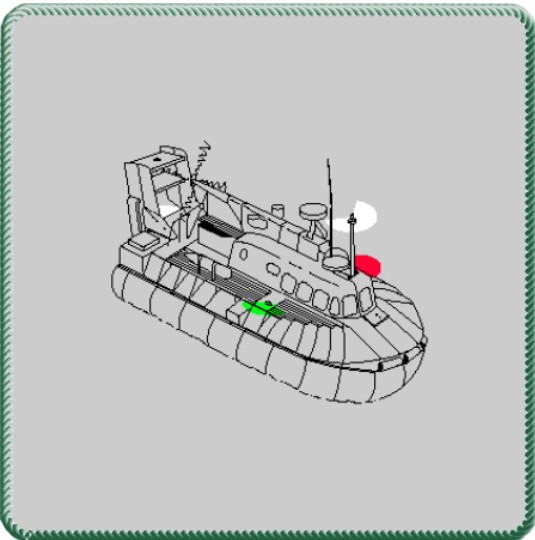
### LIGHTS AND SHAPES



The vessel's light configuration would indicate she is \_\_\_\_\_.

## NAVIGATION RULES


### LIGHTS AND SHAPES



The vessel's light configuration would indicate she is \_\_\_\_\_.

## NAVIGATION RULES

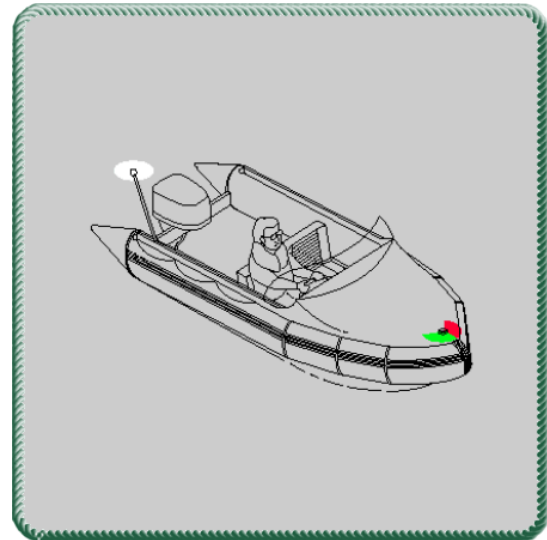
### LIGHTS AND SHAPES



The vessel's light configuration would indicate she is \_\_\_\_\_.

## NAVIGATION RULES

### LIGHTS AND SHAPES



The vessel's light configuration would indicate she is \_\_\_\_\_.

## NAVIGATION RULES

### LIGHTS AND SHAPES

The vessel's light configuration would indicate she is \_\_\_\_\_.

#### RULE 23 - Inland and International

An air-cushion vessel less than 50 meters in length operating in the non-displacement mode.

## NAVIGATION RULES

### LIGHTS AND SHAPES

The vessel's light configuration would indicate she is \_\_\_\_\_.

#### RULE 23 - Inland and International

A power-driven vessel underway that is less than 50 meters in length.

## NAVIGATION RULES

### LIGHTS AND SHAPES

The vessel's light configuration would indicate she is \_\_\_\_\_.

#### RULE 23 - Inland and International

A power-driven vessel underway that is greater than 50 meters in length.

## NAVIGATION RULES

### LIGHTS AND SHAPES

The vessel's light configuration would indicate she is \_\_\_\_\_.

#### RULE 23

A power-driven vessel of less than 12 meters in length.

## NAVIGATION RULES

### LIGHTS AND SHAPES

The vessel's light configuration would indicate she is \_\_\_\_\_.

#### RULE 23

A power-driven vessel of less than 7 meters in length whose maximum speed does not exceed 7 knots.

## NAVIGATION RULES

### LIGHTS AND SHAPES

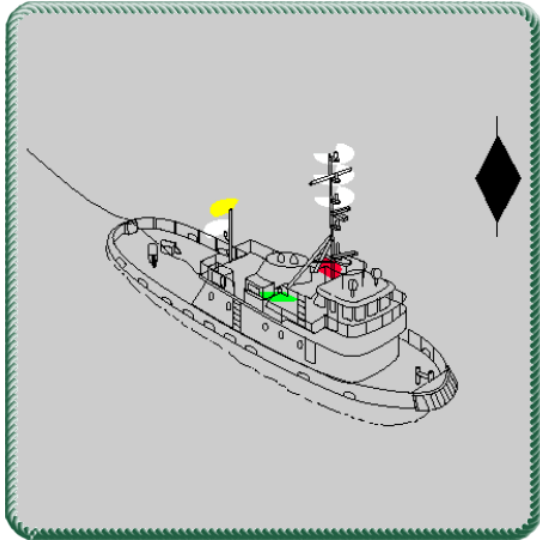
The vessel's light configuration would indicate she is \_\_\_\_\_.

#### RULE 23 - Inland and International

An air-cushion vessel less than 50 meters in length operating in the displacement mode.

## NAVIGATION RULES


### LIGHTS AND SHAPES



The vessel's light configuration would indicate she is \_\_\_\_\_.

## NAVIGATION RULES

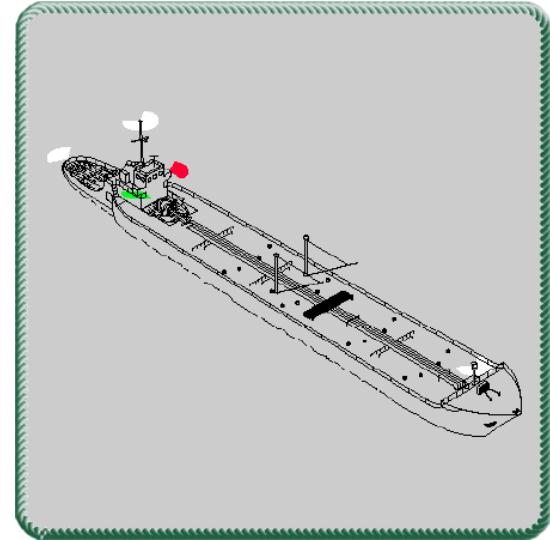
### LIGHTS AND SHAPES



The vessel's light configuration would indicate she is \_\_\_\_\_.

## NAVIGATION RULES

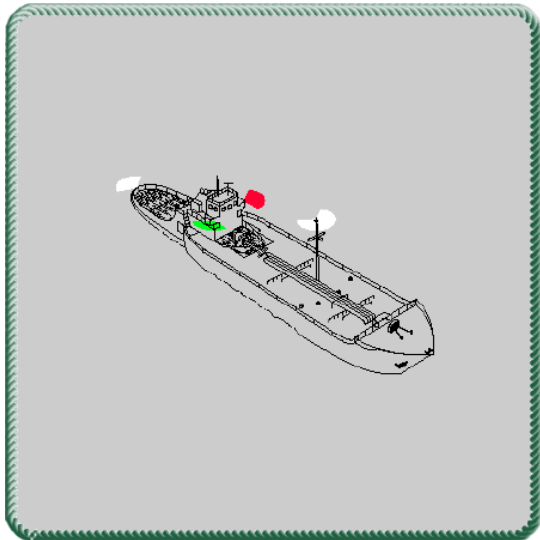
### LIGHTS AND SHAPES



The vessel's light configuration would indicate she is \_\_\_\_\_.

## NAVIGATION RULES


### LIGHTS AND SHAPES



The vessel's light configuration would indicate she is \_\_\_\_\_.

## NAVIGATION RULES

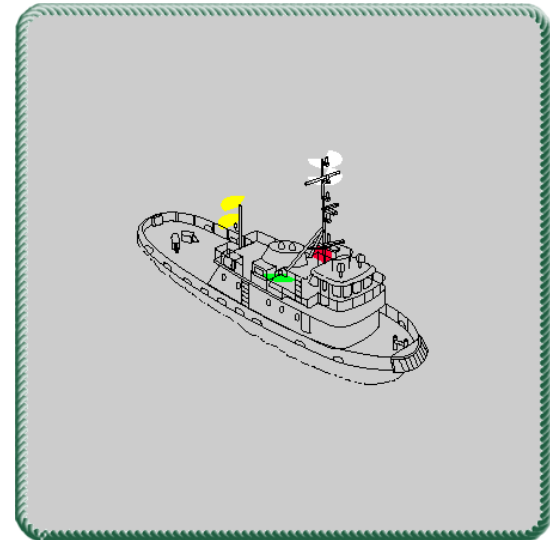
### LIGHTS AND SHAPES



The vessel's light configuration would indicate she is \_\_\_\_\_.

## NAVIGATION RULES

### LIGHTS AND SHAPES



The vessel's light configuration would indicate she is \_\_\_\_\_.

## NAVIGATION RULES

### LIGHTS AND SHAPES

The vessel's light configuration would indicate she is \_\_\_\_\_.

#### RULE 24 - Inland or International

A composite unit underway exhibiting the lights of a power-driven vessel that is greater than 50 meters in length.

## NAVIGATION RULES

### LIGHTS AND SHAPES

The vessel's light configuration would indicate she is \_\_\_\_\_.

#### RULE 24 - Inland or International

A power-driven vessel less than 50 meters in length towing astern; length of tow exceeds 200 meters.

"WHITE OVER WHITE, SHORT TOW IN SIGHT"  
"YELLOW OVER WHITE, MY TOW LINE IS TIGHT"

## NAVIGATION RULES

### LIGHTS AND SHAPES

The vessel's light configuration would indicate she is \_\_\_\_\_.

#### RULE 24 - Inland or International

A power-driven vessel less than 50 meters in length towing astern; length of tow exceeds 200 meters.

"WHITE OVER WHITE OVER WHITE, LONG TOW IN SIGHT"  
"YELLOW OVER WHITE, MY TOW LINE IS TIGHT"

## NAVIGATION RULES

### LIGHTS AND SHAPES

The vessel's light configuration would indicate she is \_\_\_\_\_.

#### RULE 24 - Inland

A power-driven vessel less than 50 meters in length pushing ahead or towing alongside.

"WHITE OVER WHITE, SHORT TOW IN SIGHT"  
"YELLOW OVER YELLOW, PUSHY INLAND FELLOW"

## NAVIGATION RULES

### LIGHTS AND SHAPES

The vessel's light configuration would indicate she is \_\_\_\_\_.

#### RULE 24 - International

A power-driven vessel less than 50 meters in length pushing ahead or towing alongside.

"WHITE OVER WHITE, SHORT TOW IN SIGHT"

## NAVIGATION RULES

### LIGHTS AND SHAPES

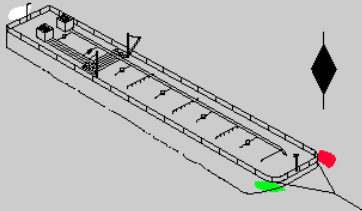
The vessel's light configuration would indicate she is \_\_\_\_\_.

#### RULE 24 - Inland or International

A composite unit underway exhibiting the lights of a power-driven vessel that is less than 50 meters in length.

## NAVIGATION RULES

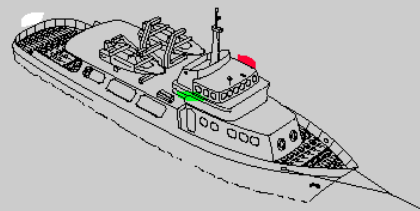
### LIGHTS AND SHAPES



The vessel's light configuration would indicate she is \_\_\_\_\_.

## NAVIGATION RULES

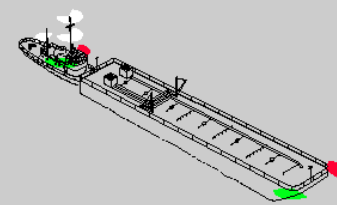
### LIGHTS AND SHAPES



The vessel's light configuration would indicate she is \_\_\_\_\_.

## NAVIGATION RULES

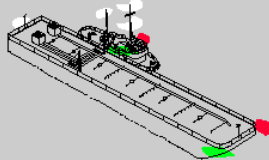
### LIGHTS AND SHAPES



The vessel's light configuration would indicate she is \_\_\_\_\_.

## NAVIGATION RULES

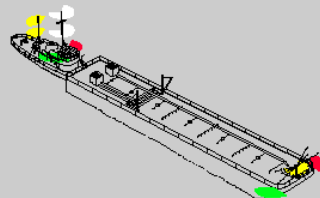
### LIGHTS AND SHAPES



The vessel's light configuration would indicate she is \_\_\_\_\_.

## NAVIGATION RULES

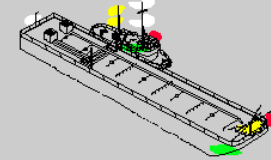
### LIGHTS AND SHAPES



The vessel's light configuration would indicate she is \_\_\_\_\_.

## NAVIGATION RULES

### LIGHTS AND SHAPES



The vessel's light configuration would indicate she is \_\_\_\_\_.

## NAVIGATION RULES

### LIGHTS AND SHAPES

The vessel's light configuration would indicate she is \_\_\_\_\_.

RULE 24 - International

Vessel being pushed ahead, not being part of a composite unit.

## NAVIGATION RULES

### LIGHTS AND SHAPES

The vessel's light configuration would indicate she is \_\_\_\_\_.

RULE 24 - Inland or International

A vessel being towed whose length is less than 200 meters.

## NAVIGATION RULES

### LIGHTS AND SHAPES

The vessel's light configuration would indicate she is \_\_\_\_\_.

RULE 24 - Inland or International

A vessel or object being towed where the length of tow exceeds 200 meters.

## NAVIGATION RULES

### LIGHTS AND SHAPES

The vessel's light configuration would indicate she is \_\_\_\_\_.

RULE 24 - Inland

A vessel being towed alongside.

## NAVIGATION RULES

### LIGHTS AND SHAPES

The vessel's light configuration would indicate she is \_\_\_\_\_.

RULE 24 - Inland

A vessel being pushed ahead, not being part of a composite unit.

## NAVIGATION RULES

### LIGHTS AND SHAPES

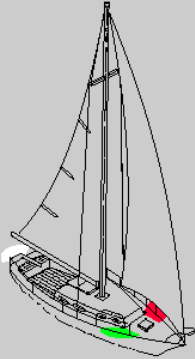
The vessel's light configuration would indicate she is \_\_\_\_\_.

RULE 24 - International

A vessel being towed alongside.

## NAVIGATION RULES

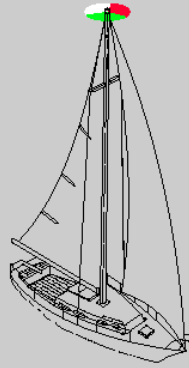
### LIGHTS AND SHAPES



The vessel's light configuration would indicate she is \_\_\_\_\_.

## NAVIGATION RULES

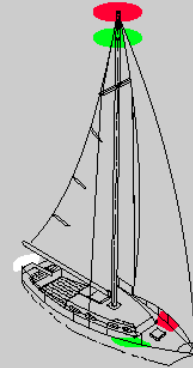
### LIGHTS AND SHAPES



The vessel's light configuration would indicate she is \_\_\_\_\_.

## NAVIGATION RULES

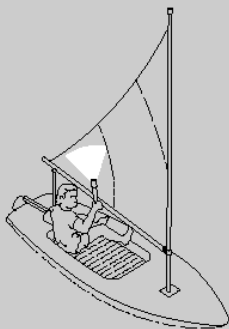
### LIGHTS AND SHAPES



The vessel's light configuration would indicate she is \_\_\_\_\_.

## NAVIGATION RULES

### LIGHTS AND SHAPES



The vessel's light configuration would indicate she is \_\_\_\_\_.

## NAVIGATION RULES

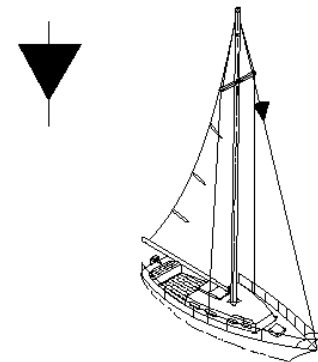
### LIGHTS AND SHAPES



The vessel's light configuration would indicate she is \_\_\_\_\_.

## NAVIGATION RULES

### LIGHTS AND SHAPES



The vessel's configuration would indicate she is \_\_\_\_\_.

## NAVIGATION RULES

### LIGHTS AND SHAPES

The vessel's light configuration would indicate she is \_\_\_\_\_.

RULE 25 - Inland or International

A sailing vessel underway.

"RED OVER GREEN, SAILING  
MACHINE"

## NAVIGATION RULES

### LIGHTS AND SHAPES

The vessel's light configuration would indicate she is \_\_\_\_\_.

RULE 25 - Inland or International

A sailing vessel underway.

## NAVIGATION RULES

### LIGHTS AND SHAPES

The vessel's light configuration would indicate she is \_\_\_\_\_.

RULE 25 - Inland or International

A sailing vessel underway.

## NAVIGATION RULES

### LIGHTS AND SHAPES

The vessel's configuration would indicate she is \_\_\_\_\_.

RULE 25 - Inland or International

A vessel proceeding under sail when also being propelled by machinery. Same for Inland except that a vessel of less than 12 meters in length is not required to exhibit the dayshape.

## NAVIGATION RULES

### LIGHTS AND SHAPES

The vessel's light configuration would indicate she is \_\_\_\_\_.

RULE 25 - Inland or International

A vessel under oars.

## NAVIGATION RULES

### LIGHTS AND SHAPES

The vessel's light configuration would indicate she is \_\_\_\_\_.

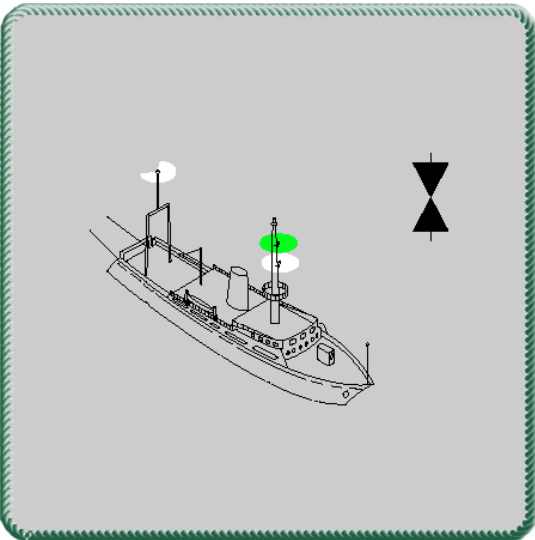
RULE 25 - Inland or International

A sailing vessel underway less than 7 meters in length.



## NAVIGATION RULES

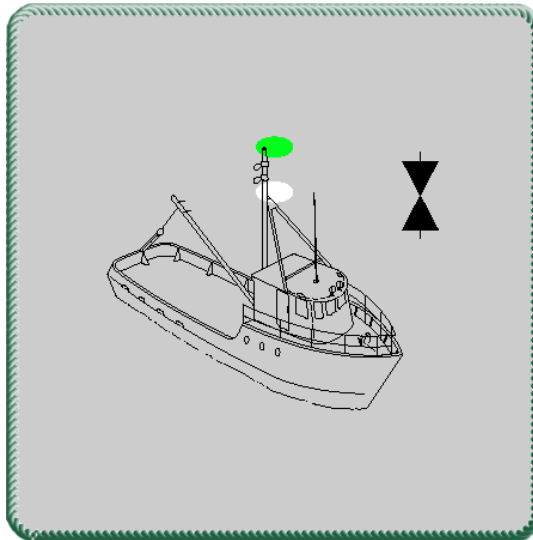
### LIGHTS AND SHAPES



The vessel's light configuration would indicate she is \_\_\_\_\_.

## NAVIGATION RULES

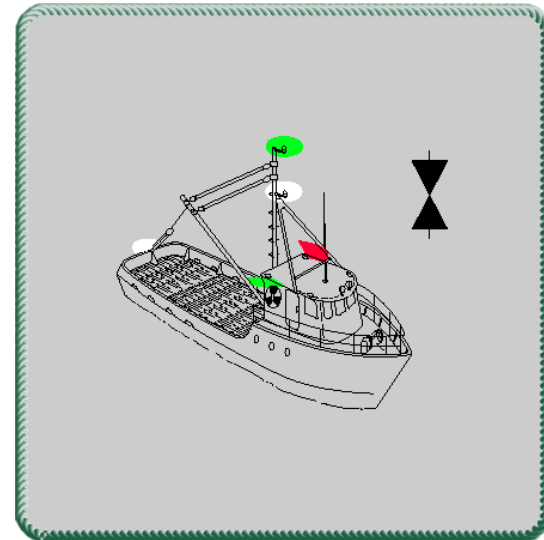
### LIGHTS AND SHAPES



The vessel's light configuration would indicate she is \_\_\_\_\_.

## NAVIGATION RULES

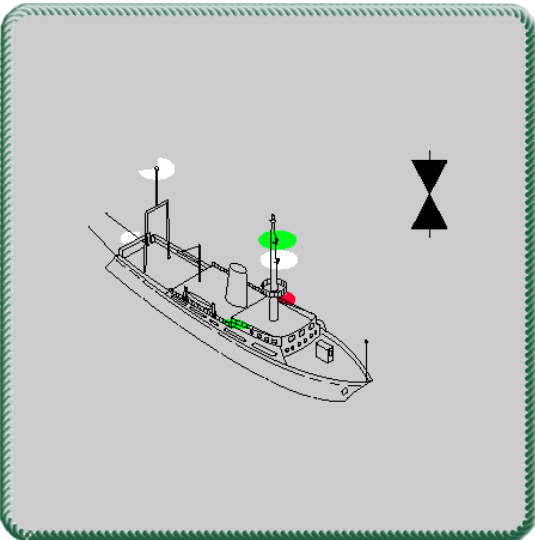
### LIGHTS AND SHAPES



The vessel's light configuration would indicate she is \_\_\_\_\_.

## NAVIGATION RULES

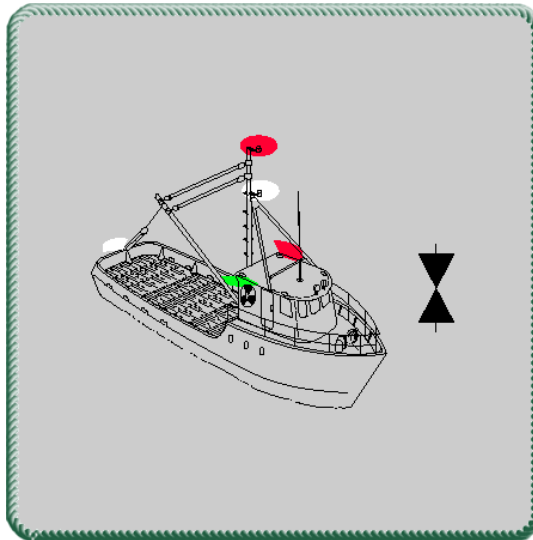
### LIGHTS AND SHAPES



The vessel's light configuration would indicate she is \_\_\_\_\_.

## NAVIGATION RULES

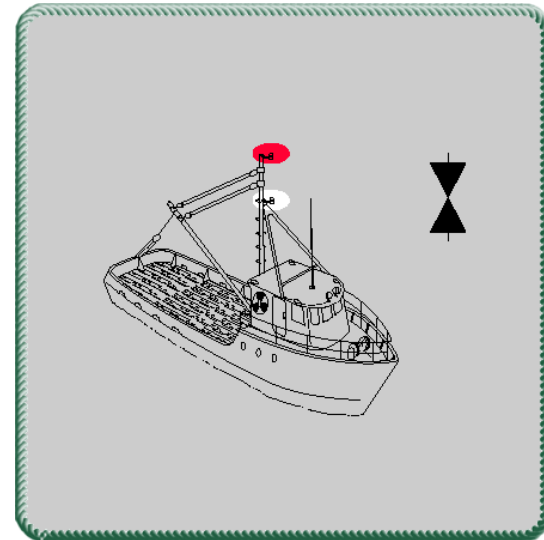
### LIGHTS AND SHAPES



The vessel's light configuration would indicate she is \_\_\_\_\_.

## NAVIGATION RULES

### LIGHTS AND SHAPES



The vessel's light configuration would indicate she is \_\_\_\_\_.

## NAVIGATION RULES

### LIGHTS AND SHAPES

The vessel's light configuration would indicate she is \_\_\_\_\_.

RULE 26 - Inland or International

A vessel less than 50 meters engaged in trawling making way.

"GREEN OVER WHITE, TRAWLING AT NIGHT"

## NAVIGATION RULES

### LIGHTS AND SHAPES

The vessel's light configuration would indicate she is \_\_\_\_\_.

RULE 26 - Inland or International

A vessel less than 50 meters engaged in fishing NOT making way.

"RED OVER WHITE, FISHING AT NIGHT"

## NAVIGATION RULES

### LIGHTS AND SHAPES

The vessel's light configuration would indicate she is \_\_\_\_\_.

RULE 26 - Inland or International

A vessel less than 50 meters engaged in trawling NOT making way.

"GREEN OVER WHITE, TRAWLING AT NIGHT"

## NAVIGATION RULES

### LIGHTS AND SHAPES

The vessel's light configuration would indicate she is \_\_\_\_\_.

RULE 26 - Inland or International

A vessel less than 50 meters engaged in fishing making way.

"RED OVER WHITE, FISHING AT NIGHT"

## NAVIGATION RULES

### LIGHTS AND SHAPES

The vessel's light configuration would indicate she is \_\_\_\_\_.

RULE 26 - Inland or International

A vessel engaged in trawling NOT making way.

"GREEN OVER WHITE, TRAWLING AT NIGHT"

## NAVIGATION RULES

### LIGHTS AND SHAPES

The vessel's light configuration would indicate she is \_\_\_\_\_.

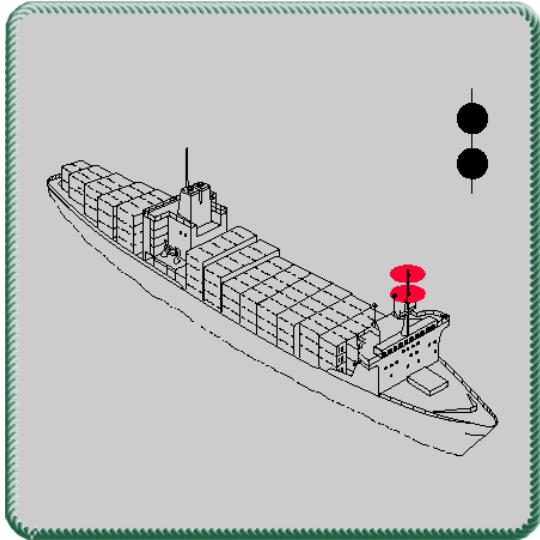
RULE 26 - Inland or International

A vessel longer than 50 meters engaged in trawling making way.

"GREEN OVER WHITE, TRAWLING AT NIGHT"

## NAVIGATION RULES

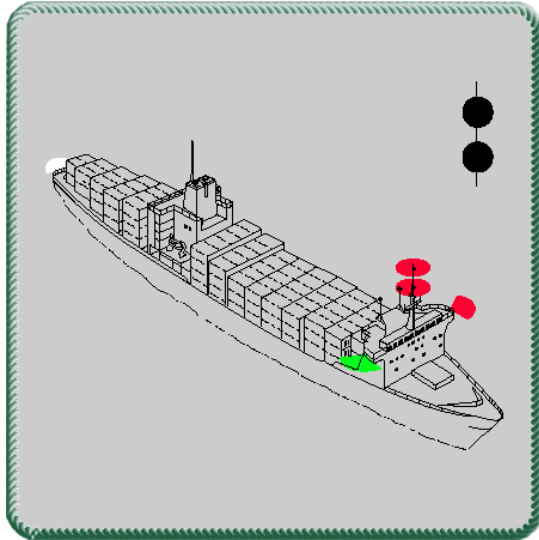
### LIGHTS AND SHAPES



The vessel's light configuration would indicate she is \_\_\_\_\_.

## NAVIGATION RULES

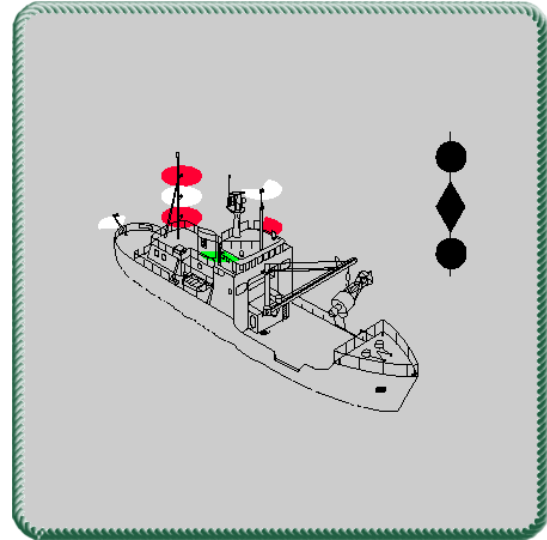
### LIGHTS AND SHAPES



The vessel's light configuration would indicate she is \_\_\_\_\_.

## NAVIGATION RULES

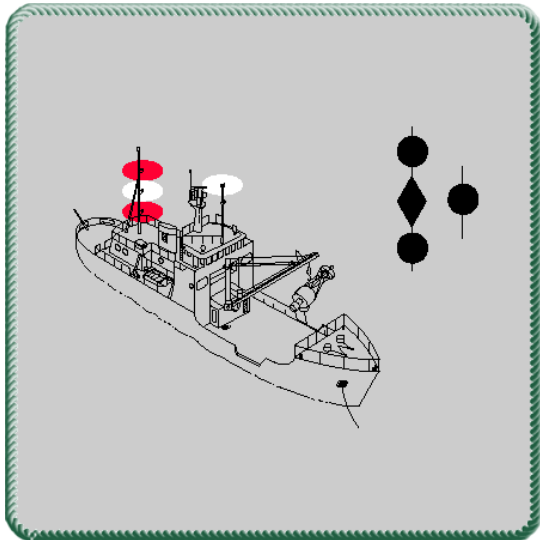
### LIGHTS AND SHAPES



The vessel's light configuration would indicate she is \_\_\_\_\_.

## NAVIGATION RULES


### LIGHTS AND SHAPES



The vessel's light configuration would indicate she is \_\_\_\_\_.

## NAVIGATION RULES

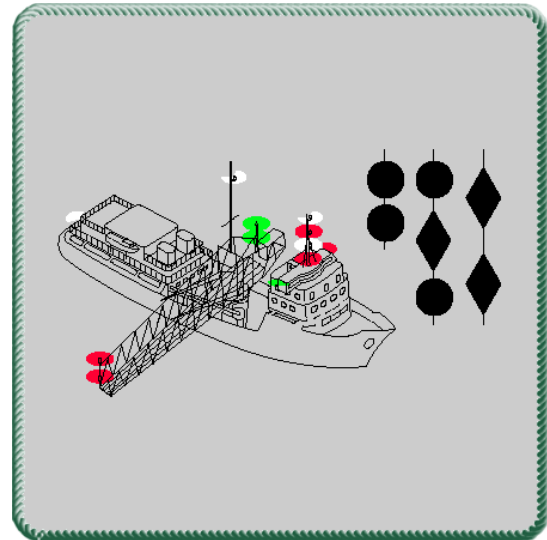
### LIGHTS AND SHAPES



The vessel's light configuration would indicate she is \_\_\_\_\_.

## NAVIGATION RULES

### LIGHTS AND SHAPES



The vessel's light configuration would indicate she is \_\_\_\_\_.

## NAVIGATION RULES

### LIGHTS AND SHAPES

The vessel's light configuration would indicate she is \_\_\_\_\_.

RULE 27 - Inland or International

A vessel less than 50 meters in length restricted in her ability to maneuver making way.

"RED OVER WHITE OVER RED,  
'R'ESTRICTED 'W'HEN 'R'EAD"

## NAVIGATION RULES

### LIGHTS AND SHAPES

The vessel's light configuration would indicate she is \_\_\_\_\_.

RULE 27 - Inland or International

A vessel engaged in dredging or underwater operations when restricted in ability to maneuver making way with an obstruction on the starboard side.

## NAVIGATION RULES

### LIGHTS AND SHAPES

The vessel's light configuration would indicate she is \_\_\_\_\_.

RULE 27 - Inland or International

A vessel not under command making way

"RED OVER RED, CAPTAIN IS DEAD"

## NAVIGATION RULES

### LIGHTS AND SHAPES

The vessel's light configuration would indicate she is \_\_\_\_\_.

RULE 27 - Inland or International

A vessel less than 50 meters in length engaged in a towing operation that severely restricts towing vessel and her tow in their ability to deviate from their course—length of tow does not exceed 200 meters.

## NAVIGATION RULES

### LIGHTS AND SHAPES

The vessel's light configuration would indicate she is \_\_\_\_\_.

RULE 27 - Inland or International

A vessel not under command NOT making way

"RED OVER RED, CAPTAIN IS DEAD"

## NAVIGATION RULES

### LIGHTS AND SHAPES

The vessel's light configuration would indicate she is \_\_\_\_\_.

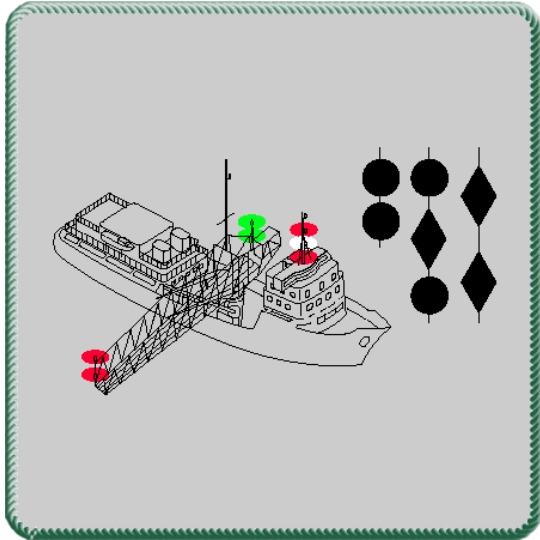
RULE 27 - Inland or International

A vessel less than 50 meters in length restricted in her ability to maneuver NOT making way.

"RED WHITE RED, 'R'ESTRICTED 'W'HEN  
'R'EAD"

## NAVIGATION RULES

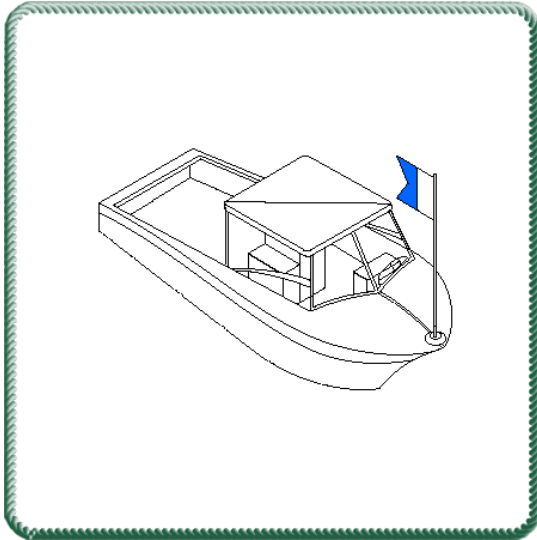
### LIGHTS AND SHAPES



The vessel's light configuration would indicate she is \_\_\_\_.

## NAVIGATION RULES

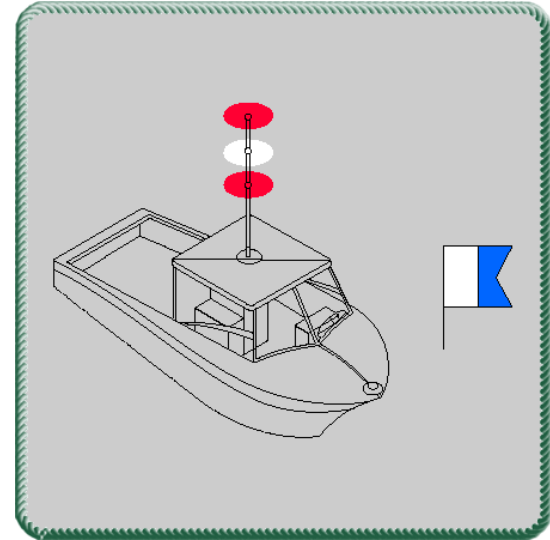
### LIGHTS AND SHAPES



The vessel's configuration would indicate she is \_\_\_\_.

## NAVIGATION RULES

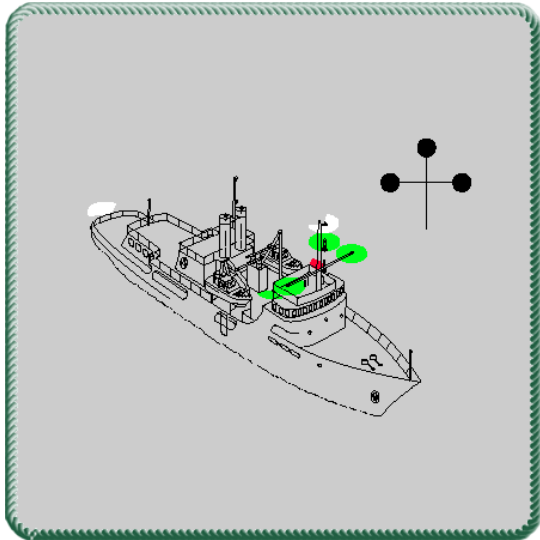
### LIGHTS AND SHAPES



The vessel's light configuration would indicate she is \_\_\_\_.

## NAVIGATION RULES

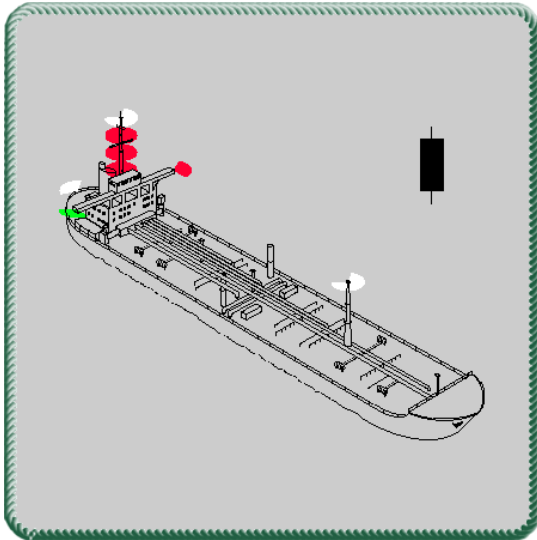
### LIGHTS AND SHAPES



The vessel's light configuration would indicate she is \_\_\_\_.

## NAVIGATION RULES

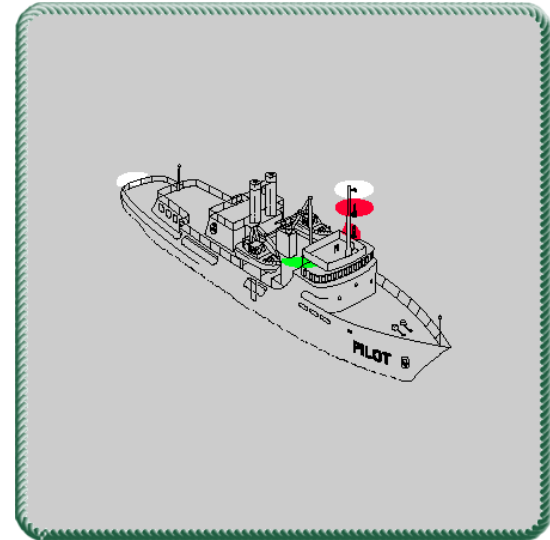
### LIGHTS AND SHAPES



The vessel's light configuration would indicate she is \_\_\_\_.

## NAVIGATION RULES

### LIGHTS AND SHAPES



The vessel's light configuration would indicate she is \_\_\_\_.

## NAVIGATION RULES

### LIGHTS AND SHAPES

The vessel's light configuration would indicate she is \_\_\_\_\_.

RULE 27 - Inland or International

A small vessel engaged in diving operations.

## NAVIGATION RULES

### LIGHTS AND SHAPES

The vessel's configuration would indicate she is \_\_\_\_\_.

RULE 27 - Inland or International

A small vessel engaged in diving operations.

## NAVIGATION RULES

### LIGHTS AND SHAPES

The vessel's light configuration would indicate she is \_\_\_\_\_.

RULE 27 - Inland or International

A vessel engaged in dredging or underwater operations when restricted in ability to maneuver NOT making way with an obstruction on the starboard side.

## NAVIGATION RULES

### LIGHTS AND SHAPES

The vessel's light configuration would indicate she is \_\_\_\_\_.

RULE 29 - Inland or International

A vessel less than 50 meters in length engaged in pilotage duty making way.

"WHITE OVER RED, PILOT AHEAD"

## NAVIGATION RULES

### LIGHTS AND SHAPES

The vessel's light configuration would indicate she is \_\_\_\_\_.

RULE 28 - International Only

A vessel constrained by her draft.

'RED RED RED, 'R'UDDER 'R'UBBING  
'R'OCKS"

## NAVIGATION RULES

### LIGHTS AND SHAPES

The vessel's light configuration would indicate she is \_\_\_\_\_.


RULE 27 - Inland or International

A vessel less than 50 meters in length engaged in mine-clearing operations.

"THREE GREENS IN A CROSS, MINE-CLEARING BOSS"

## NAVIGATION RULES

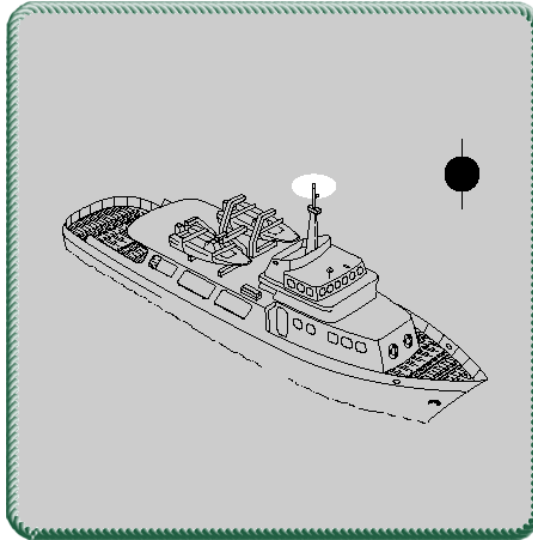
### LIGHTS AND SHAPES



The vessel's light configuration would indicate she is \_\_\_\_\_.

## NAVIGATION RULES

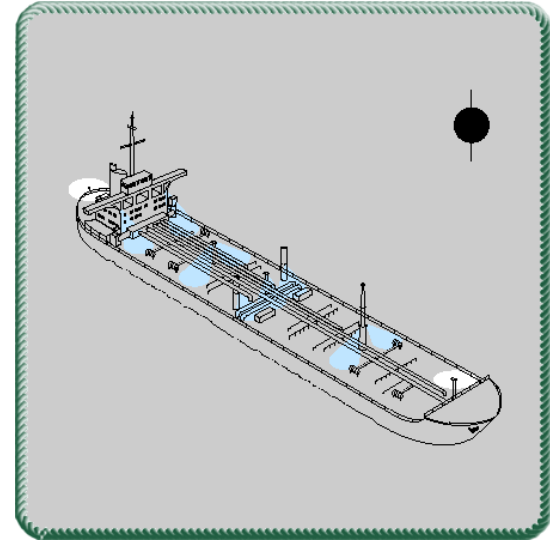
### LIGHTS AND SHAPES



The vessel's light configuration would indicate she is \_\_\_\_\_.

## NAVIGATION RULES

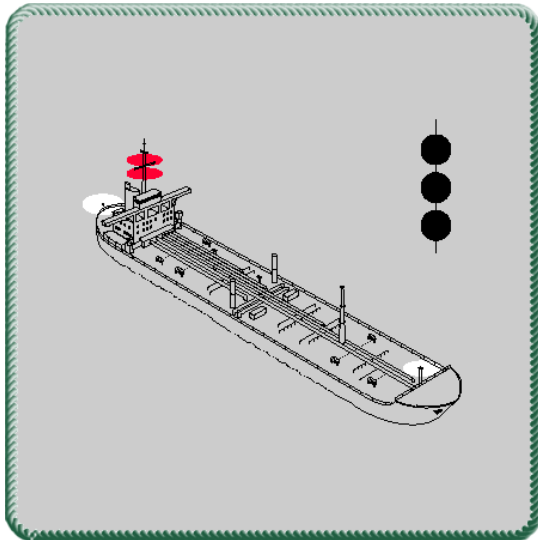
### LIGHTS AND SHAPES



The vessel's light configuration would indicate she is \_\_\_\_\_.

## NAVIGATION RULES

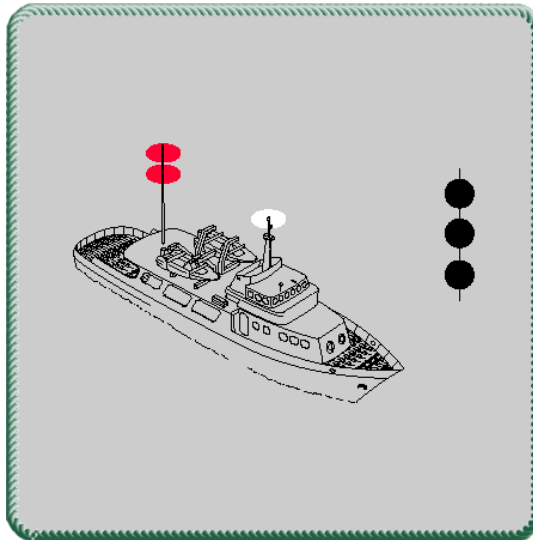
### LIGHTS AND SHAPES



The vessel's light configuration would indicate she is \_\_\_\_\_.

## NAVIGATION RULES


### LIGHTS AND SHAPES



The vessel's light configuration would indicate she is \_\_\_\_\_.

## NAVIGATION RULES

### CATEGORY 48



Question 48

## NAVIGATION RULES

### LIGHTS AND SHAPES

The vessel's light configuration would indicate she is \_\_\_\_\_.

RULE 30 - Inland or International

A vessel whose length is over 100 meters at anchor (deck is illuminated).

## NAVIGATION RULES

### CATEGORY 48

Question 48

Answer 48

## NAVIGATION RULES

### LIGHTS AND SHAPES

The vessel's light configuration would indicate she is \_\_\_\_\_.

RULE 30 - Inland or International

A vessel at anchor less than 50 meters in length.

## NAVIGATION RULES

### LIGHTS AND SHAPES

The vessel's light configuration would indicate she is \_\_\_\_\_.

RULE 30 - Inland or International

A vessel less than 50 meters in length aground.

"RED OVER RED, THIS BOAT IS DEAD"

## NAVIGATION RULES

### LIGHTS AND SHAPES

The vessel's light configuration would indicate she is \_\_\_\_\_.

RULE 29 - Inland or International

A vessel less than 50 meters in length engaged in pilotage duty—at anchor.

"WHITE OVER RED, PILOT AHEAD"

## NAVIGATION RULES

### LIGHTS AND SHAPES

The vessel's light configuration would indicate she is \_\_\_\_\_.

RULE 30 - Inland or International

A vessel over 50 meters in length aground.

"RED OVER RED, THIS BOAT IS DEAD"